


Family datasheet

Square easy



Product description

Square easy is a 595x595 mm LED panel with state-of-the-art LED technology and LED source with 50,000 hours lifetime. Available in 3 power options, color temperatures 3000K/4000K with CRI 80+. Steel body with PMMA diffuser for optimal light distribution and DALI control option available. Fully compatible with existing lighting infrastructure. Ideal for offices, halls and commercial spaces. 5-year warranty.

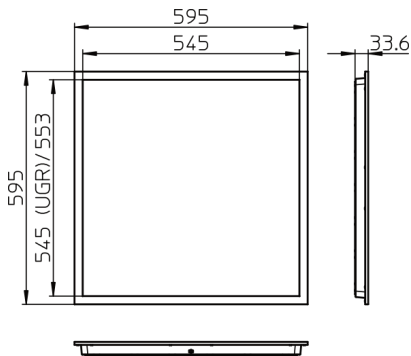
LED 220-240V 50-60Hz IP20  CE UGR < 19

Technical description

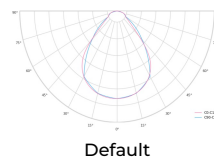
Mains voltage	220 - 240V AC, 50/60Hz
Connection method	Plug-in terminal
IP rating	20
Protection class	II
Light source	LED
Switching type	Non-dimmable , DALI
CRI	80
CCT	3000K, 4000K
Lumen output	3520-4800 lm
Efficiency	Up to 160 lm/W
Power consumption	22-30 W

Optical system	Diffuser
Optical part material	PMMA
Housing material	Steel
Surface finish	Powder coated
Ambient temperature	0 to +30°C
Service lifetime (L80 B10)	50 000h
Warranty	5 years

Dimensions



Light distribution curves



Product codes

The technical specifications of the luminaire are determined through the combination of these attributes, which result in a unique product code.

Order code example: **SQEA-L-830-1**

Attribute	Value	Code
Model	Square easy	SQEA-
Version	S	S
	M	M
	L	L
CCT	3000k (CRI 80+)	830
	4000k (CRI 80+)	840
Dimming	Non-dimmable	1
	DALI	2

Optional products



Square Easy
frame

Square springs
Code: SQ Springs

Square
suspension kit