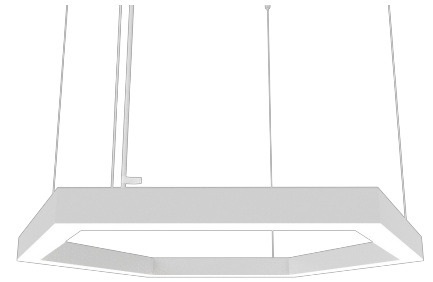


Technical datasheet

HEXSUS-600-M-930-1-WH-

Product description

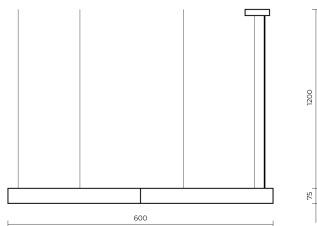
The design of the luminaire returns to the power of the basic geometric shapes of the hexagon. By combining several diameters, it is possible to achieve different configurations and lighting scenarios with a great visual impact on the interior.

LED 220-240 V 50-60 Hz **IP20**  **CE** **CCT 3000 k** **CRI 90+**

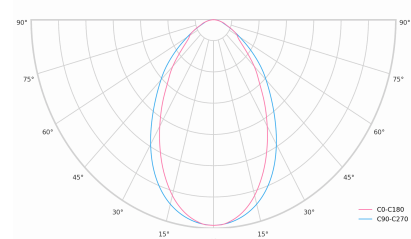
Product technical data

Mains voltage	220 - 240V AC, 50/60Hz	Ripple	1 %
Connection method	Plug-in terminal	Inrush current	17 A
Dimming type	Non-dimmable	Inrush time	162 μs
IP rating	20	Optical system	Diffuser
Protection class	I	Optical part material	PMMA
Ambient temperature	0 to +25 °C	Housing material	Aluminium
Light source	LED	Surface finish	Powder coated
Colour temperature	3000k	Width	600.00 cm
Color rendering index	90	Height	70.00 cm
Rated luminous flux	2,301 lm	Length	600.00 cm
Connected load	27.54 W	Weight	5.40 kg
Luminous efficacy	83.6 lm/W	Service lifetime (L80 B10)	50 000 h
		Warranty	5 years

Dimensions



Light distribution



Available cable colors

