

# Technical datasheet

## INDSUSP3-XL-850-2-HR



### Product description

High-bay led light created with an emphasis on efficiency and easy installation. Suitable for installation in warehouses and production halls.



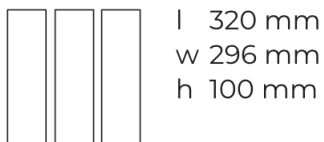
**LED** 220-240V 50-60Hz **IP65**  **CE** **CCT 5000 k** **CRI 80+** **D4** **CLO**  

### Product technical data

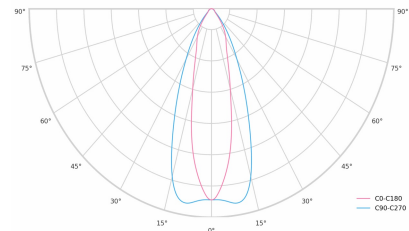
Mains voltage	220 - 240V AC, 50/60Hz
Connection method	Connection cable
Dimming type	DALI
IP rating	65
Protection class	I
Impact rating	IK 08
Ambient temperature	-25 to +30 °C
Light source	LED
Colour temperature	5000k
Color rendering index	80
Rated luminous flux	32,225 lm
Connected load	196.22 W
Luminous efficacy	164.2 lm/W

Ripple	3 %
DALI address	1
Standby power	0.50 W
Inrush current	89 A
Inrush time	584 µs
Optical system	Lenses
Optical part material	PC
Housing material	Aluminium
Surface finish	Powder coated
Width	296.00 cm
Height	100.00 cm
Length	320.00 cm
Weight	6.80 kg
Service lifetime (L80 B10)	>100 000 h
Warranty	7 years

### Dimensions



### Light distribution



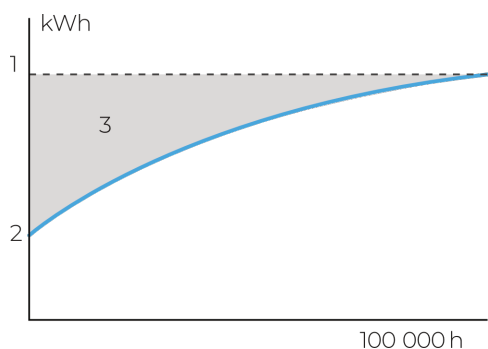
## Optional products

Retazový záves  
Industry

### Constant Light Output (CLO)

This system compensates for the depreciation of luminous flux to avoid excess lighting at the beginning of the installation's service life. Luminous depreciation over time must be taken into account to ensure a predefined lighting level during the luminaire's useful life.

Without a CLO feature, this simply means increasing the initial power upon installation in order to make up for luminous depreciation. By precisely controlling the luminous flux, the energy needed to reach the required level can be maintained throughout the luminaire's life.



A. Dimming level  
B. Time

### DALI 2

DALI (Digital Addressable Lighting Interface) is an international standard for digital lighting control systems. It enables individual control of each luminaire in the network using digital signals - unlike traditional analog solutions.

#### Key DALI2 innovations:

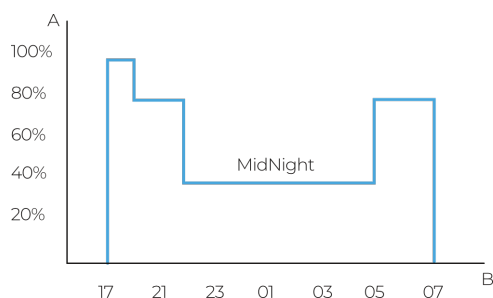
- Advanced diagnostic capabilities
- Better fault reporting and device status
- Enhanced scene programming options
- Support for RGB/RGBW and tunable white

### MidNight function

The MidNight function feature allows an autonomous dimming without the need for an additional control line. The output levels can be set to 0% (OFF) or between 10% and 100% in steps of 1%.

**Time-based:** The dimming profile defined in the reference schedule is referenced to the switch-on time of the LED driver.

**Astro-based:** The dimming profile defined in the reference schedule is referenced to the annual average middle of the night, which is calculated based on the theoretical sunrise and sunset times.



1. Standard lighting level  
2. LED lighting consumption with CLO  
3. Energy savings