


Technical datasheet

FLITSUS-1000-S-940-1-SYM-WH



Product description

Flit Suspended is a suspended linear LED luminaire with LED source with 60,000 hours lifetime and high efficiency up to 165 lm/W. Available in 2 lengths and 4 power options, wide range of color temperatures (3000K-6500K) with CRI 80+/90+. Five light distribution types and DALI control option available. Ideal for commercial premises, offices, warehouses and production halls with demanding visual tasks. 5-year warranty.



LED 220-240 V 50-60Hz IP20   UGR < 19 CCT 4000 K CRI 90+ CLO

Product technical data

Mains voltage 220 - 240V AC, 50/60Hz
 Connection method Plug-in terminal
 Dimming type Non-dimmable

IP rating 20
 Protection class I
 Ambient temperature 0 to +30 °C

Light source LED
 Colour temperature 4000k
 Color rendering index 90
 Rated luminous flux 2,584 lm
 Connected load 19.61 W
 Luminous efficacy 131.8 lm/W

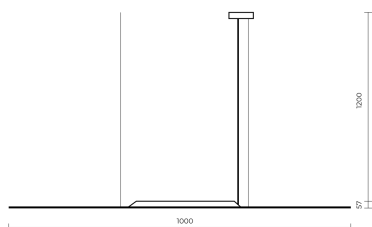
Ripple 3 %
 Inrush current 20 A
 Inrush time 120 μs

Optical system Lenses
 Optical part material PMMA
 Housing material Aluminium
 Surface finish Powder coated

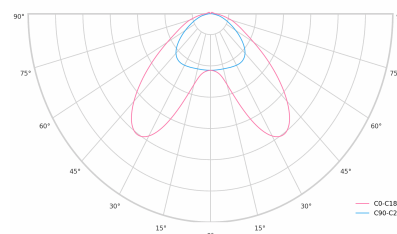
Width 62.00 cm
 Height 57.00 cm
 Length 1,000.00 cm
 Weight 1.40 kg

Service lifetime (L80 B10) 60 000 h
 Warranty 5 years

Dimensions



Light distribution



Constant Light Output (CLO)

This system compensates for the depreciation of luminous flux to avoid excess lighting at the beginning of the installation's service life. Luminous depreciation over time must be taken into account to ensure a predefined lighting level during the luminaire's useful life.

Without a CLO feature, this simply means increasing the initial power upon installation in order to make up for luminous depreciation. By precisely controlling the luminous flux, the energy needed to reach the required level can be maintained throughout the luminaire's life.



A. Dimming level
B. Time