


# Technical datasheet

## HEXSUS-600-S-940-1-WH-

### Product description

The design of the luminaire returns to the power of the basic geometric shapes of the hexagon. By combining several diameters, it is possible to achieve different configurations and lighting scenarios with a great visual impact on the interior.

**LED** 220-240 V 50-60 Hz **IP20**  **CE** **CCT 4000 k** **CRI 90+**

### Product technical data

**Mains voltage** 220 - 240V AC, 50/60Hz  
**Connection method** Plug-in terminal  
**Dimming type** Non-dimmable

**IP rating** 20  
**Protection class** I  
**Ambient temperature** 0 to +25 °C

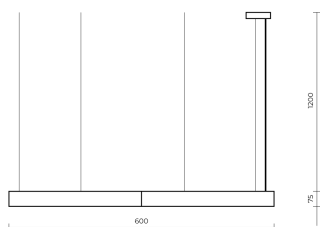
**Light source** LED  
**Colour temperature** 4000k  
**Color rendering index** 90  
**Rated luminous flux** 1,496 lm  
**Connected load** 16.16 W  
**Luminous efficacy** 92.6 lm/W

**Ripple** 1 %  
**Inrush current** 10 A  
**Inrush time** 200 µs  
**Optical system** Diffuser  
**Optical part material** PMMA  
**Housing material** Aluminium  
**Surface finish** Powder coated

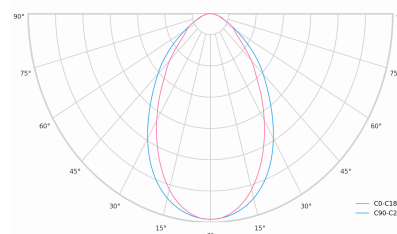
**Width** 600.00 cm  
**Height** 70.00 cm  
**Length** 600.00 cm  
**Weight** 5.40 kg

**Service lifetime (L80 B10)** 50 000 h  
**Warranty** 5 years

### Dimensions



### Light distribution



**Available cable colors**

