

# Technical datasheet

LINESUS1134-XL-840-2-BL-DI-



## Product description

LINE Suspended is a pendant linear LED luminaire with high-quality LED source with 50,000 hours lifetime and PMMA diffuser. Available in 5 sizes (572-2820mm), color temperatures 3000K/4000K with CRI 80+/90+. Direct and indirect lighting options with DALI control available. Wide range of cable colors. Ideal for offices and commercial spaces. 5-year warranty.

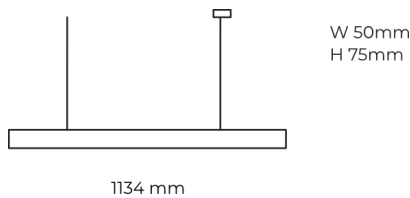
LED 220-240V 50-60Hz IP20 CCT 4000 k CRI 80+ DIMM Push CLO

## Product technical data

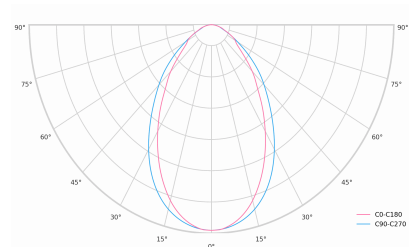
Mains voltage	220 - 240V AC, 50/60Hz
Connection method	Plug-in terminal
Dimming type	DALI
IP rating	20
Protection class	I
Ambient temperature	0 to +25 °C
Light source	LED
Colour temperature	4000k
Color rendering index	80
Rated luminous flux	3,637 lm
Connected load	39.02 W
Luminous efficacy	93.2 lm/W

Ripple	1 %
DALI address	1
Standby power	0.50 W
Inrush current	18 A
Inrush time	180 µs
Optical system	Diffuser
Optical part material	PMMA
Housing material	Aluminium
Surface finish	Powder coated
Width	50.00 cm
Height	70.00 cm
Length	1,134.00 cm
Weight	2.80 kg
Service lifetime (L80 B10)	50 000 h
Warranty	5 years


## Dimensions



## Light distribution



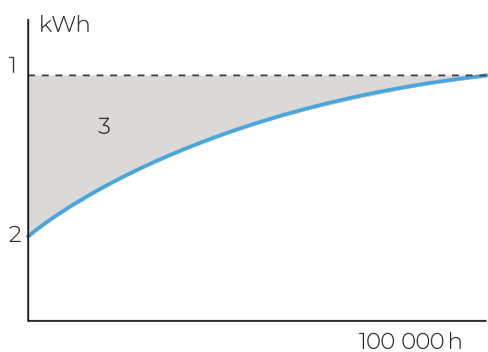
**Available cable colors**



**Constant Light Output (CLO)**

This system compensates for the depreciation of luminous flux to avoid excess lighting at the beginning of the installation's service life. Luminous depreciation over time must be taken into account to ensure a predefined lighting level during the luminaire's useful life.

Without a CLO feature, this simply means increasing the initial power upon installation in order to make up for luminous depreciation. By precisely controlling the luminous flux, the energy needed to reach the required level can be maintained throughout the luminaire's life.



A. Dimming level  
B. Time

**DALI 2**

DALI (Digital Addressable Lighting Interface) is an international standard for digital lighting control systems. It enables individual control of each luminaire in the network using digital signals - unlike traditional analog solutions.

**Key DALI2 innovations:**

- Advanced diagnostic capabilities
- Better fault reporting and device status
- Enhanced scene programming options
- Support for RGB/RGBW and tunable white