


# Technical datasheet

## LINESUR-1696-S-830-2-WH



### Product description

LINE Surface is an elegant linear LED luminaire with high-quality LED source with 50,000 hours lifetime and PMMA diffuser for uniform light. Available in 5 sizes (572-2820mm), color temperatures 3000K/4000K with CRI 80+/90+. DALI control option available. Ideal for offices and commercial spaces. 5-year warranty.

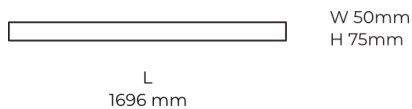


**LED** 220-240V 50-60Hz **IP20** **CE** **CCT 3000 k** **CRI 80+** **DIMM Push** **CLO**

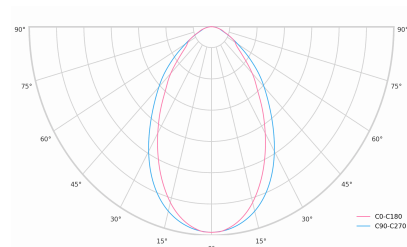
### Product technical data

Mains voltage	220 - 240V AC, 50/60Hz	Ripple	1 %
Connection method	Plug-in terminal	DALI address	1
Dimming type	DALI	Standby power	0.50 W
IP rating	20	Inrush current	18 A
Protection class	I	Inrush time	180 µs
Ambient temperature	0 to +25 °C	Optical system	Diffuser
Light source	LED	Optical part material	PMMA
Colour temperature	3000k	Housing material	Aluminium
Color rendering index	80	Surface finish	Powder coated
Rated luminous flux	2,155 lm	Width	50.00 cm
Connected load	22.97 W	Height	70.00 cm
Luminous efficacy	93.8 lm/W	Length	1,696.00 cm
		Weight	4.00 kg
		Service lifetime (L80 B10)	50 000 h
		Warranty	5 years

### Dimensions



### Light distribution



## Constant Light Output (CLO)

This system compensates for the depreciation of luminous flux to avoid excess lighting at the beginning of the installation's service life. Luminous depreciation over time must be taken into account to ensure a predefined lighting level during the luminaire's useful life.

Without a CLO feature, this simply means increasing the initial power upon installation in order to make up for luminous depreciation. By precisely controlling the luminous flux, the energy needed to reach the required level can be maintained throughout the luminaire's life.



A. Dimming level  
B. Time

## DALI 2

**DALI** (Digital Addressable Lighting Interface) is an international standard for digital lighting control systems. It enables individual control of each luminaire in the network using digital signals - unlike traditional analog solutions.

### Key DALI2 innovations:

- Advanced diagnostic capabilities
- Better fault reporting and device status
- Enhanced scene programming options
- Support for RGB/RGBW and tunable white