

Technical datasheet

INDSUSP3-L-840-2-WHR



Product description

High-bay led light created with an emphasis on efficiency and easy installation. Suitable for installation in warehouses and production halls.



LED 220-240V 50-60Hz **IP65**  **CE** **CCT 4000 k** **CRI 80+**  **CLO**  

Product technical data

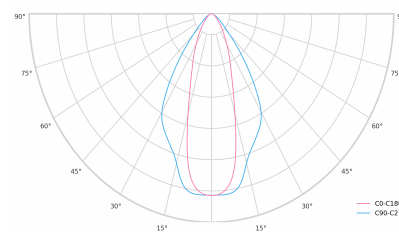
| | | | |
|-----------------------|------------------------|----------------------------|---------------|
| Mains voltage | 220 - 240V AC, 50/60Hz | Ripple | 3 % |
| Connection method | Connection cable | DALI address | 1 |
| Dimming type | DALI | Standby power | 0.50 W |
| IP rating | 65 | Inrush current | 108 A |
| Protection class | I | Inrush time | 322 µs |
| Impact rating | IK 08 | Optical system | Lenses |
| Ambient temperature | -25 to +30 °C | Optical part material | PC |
| Light source | LED | Housing material | Aluminium |
| Colour temperature | 4000k | Surface finish | Powder coated |
| Color rendering index | 80 | Width | 192.00 cm |
| Rated luminous flux | 21,483 lm | Height | 100.00 cm |
| Connected load | 129.61 W | Length | 320.00 cm |
| Luminous efficacy | 165.8 lm/W | Weight | 4.50 kg |
| | | Service lifetime (L80 B10) | >100 000 h |
| | | Warranty | 7 years |

Dimensions



l 320 mm
 w 192 mm
 h 100 mm

Light distribution



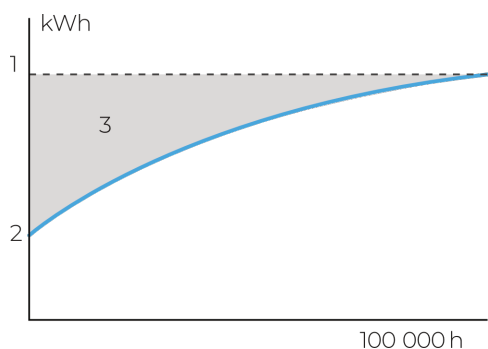
Optional products

Retazový záves
Industry

Constant Light Output (CLO)

This system compensates for the depreciation of luminous flux to avoid excess lighting at the beginning of the installation's service life. Luminous depreciation over time must be taken into account to ensure a predefined lighting level during the luminaire's useful life.

Without a CLO feature, this simply means increasing the initial power upon installation in order to make up for luminous depreciation. By precisely controlling the luminous flux, the energy needed to reach the required level can be maintained throughout the luminaire's life.



A. Dimming level
B. Time

DALI 2

DALI (Digital Addressable Lighting Interface) is an international standard for digital lighting control systems. It enables individual control of each luminaire in the network using digital signals - unlike traditional analog solutions.

Key DALI2 innovations:

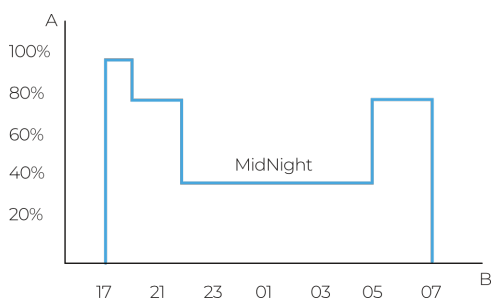
- Advanced diagnostic capabilities
- Better fault reporting and device status
- Enhanced scene programming options
- Support for RGB/RGBW and tunable white

MidNight function

The MidNight function feature allows an autonomous dimming without the need for an additional control line. The output levels can be set to 0% (OFF) or between 10% and 100% in steps of 1%.

Time-based: The dimming profile defined in the reference schedule is referenced to the switch-on time of the LED driver.

Astro-based: The dimming profile defined in the reference schedule is referenced to the annual average middle of the night, which is calculated based on the theoretical sunrise and sunset times.



1. Standard lighting level
2. LED lighting consumption with CLO
3. Energy savings