

Technical datasheet






POS-L-730-2-C17027



Product description

Pos emits reliably efficient light on traffic roads and industrial areas to support safety and security outdoors. The smart function also offers a range of smart city functions.



LED 220-240V 50-60Hz **IP66**  **CE**  **CCT 3000 k** **CRI 70+**  **CLO**  

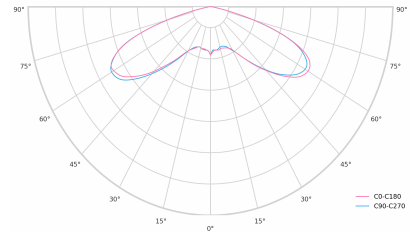
Product technical data

| | | | |
|-----------------------|------------------------|----------------------------|--------------------|
| Mains voltage | 220 - 240V AC, 50/60Hz | Ripple | 3 % |
| Connection method | Screw terminal | DALI address | 1 |
| Dimming type | DALI | Standby power | 0.50 W |
| IP rating | 66 | Inrush current | 81 A |
| Protection class | I | Inrush time | 360 µs |
| Ambient temperature | -40 to +50 °C | Optical system | Lenses |
| Light source | LED | Optical part material | Hardened glass |
| Colour temperature | 3000k | Housing material | Die-cast aluminium |
| Color rendering index | 70 | Surface finish | Powder coated |
| Rated luminous flux | 12,348 lm | Width | 240.00 cm |
| Connected load | 102.56 W | Height | 109.00 cm |
| Luminous efficacy | 120.4 lm/W | Length | 613.00 cm |
| | | Weight | 5.10 kg |
| | | Service lifetime (L80 B10) | >100 000 h |
| | | Warranty | 7 years |

Dimensions



Light distribution



Constant Light Output (CLO)

This system compensates for the depreciation of luminous flux to avoid excess lighting at the beginning of the installation's service life. Luminous depreciation over time must be taken into account to ensure a predefined lighting level during the luminaire's useful life.

Without a CLO feature, this simply means increasing the initial power upon installation in order to make up for luminous depreciation. By precisely controlling the luminous flux, the energy needed to reach the required level can be maintained throughout the luminaire's life.



A. Dimming level
B. Time

DALI 2

DALI (Digital Addressable Lighting Interface) is an international standard for digital lighting control systems. It enables individual control of each luminaire in the network using digital signals - unlike traditional analog solutions.

Key DALI2 innovations:

- Advanced diagnostic capabilities
- Better fault reporting and device status
- Enhanced scene programming options
- Support for RGB/RGBW and tunable white

MidNight function

The MidNight function feature allows an autonomous dimming without the need for an additional control line. The output levels can be set to 0% (OFF) or between 10% and 100% in steps of 1%

Time-based: The dimming profile defined in the reference schedule is referenced to the switch on time of the LED driver.

Astro-based: The dimming profile defined in the reference schedule is referenced to the annual average middle of the night, which is calculated based on the theoretical sunrise and sunset times.



1. Standard lighting level
2. LED lighting consumption with CLO
3. Energy savings